



GET FORCE MID

S3

001445-0414 NBK



PERFORMANCE RATING

| | |
|--------------------------|--|
| ADATTAMENTO / COMPLIANCE | |
| STABILITÀ / STABILITY | |
| BALANCE / BALANCE | |
| PROTEZIONE / PROTECTION | |
| QUALITÀ / QUALITY | |

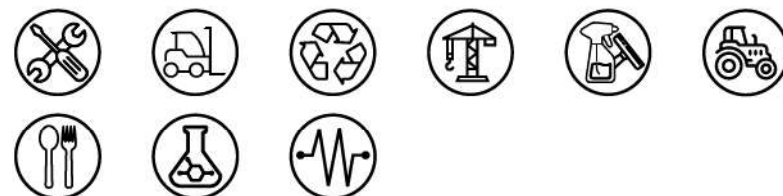
Top.alu.cap



Ortholite X40 016 ESD



CAMPI D'IMPIEGO / FIELD OF USE



No asfalto, no alte altissime temperature (suola), no liquami, no industria casearia.

No asphalt, no very high temperatures (sole), no slurry, no dairy industry.



| | | | | | | | | | | | | | | | |
|------|----|----|----|------|----|------|----|------|----|------|----|----|----|----|----------|
| Size | 39 | 40 | 41 | 41,5 | 42 | 42,5 | 43 | 43,5 | 44 | 44,5 | 45 | 46 | 47 | 48 | BIG SIZE |
|------|----|----|----|------|----|------|----|------|----|------|----|----|----|----|----------|

| | | |
|--------|-------------------------------------|--|
| Tomaia | Nabuk mm 1.8/2.0 premium hydro-pro | |
| Upper | Premium hydro-pro nubuck 1.8/2.0 mm | |





GET FORCE MID

001445-0414 NBK



S0000 TOTAL BLACK
TOTAL BLACK



S0001 NERO
BLACK



S1000 SMOKE
SMOKE



S1001 SMOKE
SMOKE



S0100 GIALLO ASPEN
ASPEN YELLOW



S1100 CIOCCOLATO
CHOCOLATE



S3000 ROSSO
RED





GET FORCE LD MID

S3

001506-0414 NBK

Lady



PERFORMANCE RATING

| | |
|--------------------------|--|
| ADATTAMENTO / COMPLIANCE | |
| STABILITÀ / STABILITY | |
| BALANCE / BALANCE | |
| PROTEZIONE / PROTECTION | |
| QUALITÀ / QUALITY | |

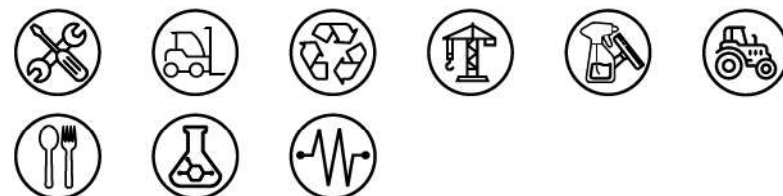
Top.alu.cap



Ortholite X40 016 ESD



CAMPI D'IMPIEGO / FIELD OF USE



No asfalto, no alte altissime temperature (suola), no liquami, no industria casearia.

No asphalt, no very high temperatures (sole), no slurry, no dairy industry.

S3 SRC ESD

| Size | 35 | 36 | 37 | 38 | 39 | 40 | 41 | 42 |
|------|----|----|----|----|----|----|----|----|
|------|----|----|----|----|----|----|----|----|

| | | |
|--------|-------------------------------------|-----------|
| Tomaia | Nabuk mm 1.8/2.0 premium hydro-pro | 1/6 Pairs |
| Upper | Premium hydro-pro nubuck 1.8/2.0 mm | |

MATCH Regular fit TOP.ALU.CAP. Ortholite MASTER BALANCE ITALIAN LEATHER Water repellent Breathable



GET FORCE LD MID

001506-0414 NBK



S0000 TOTAL BLACK
TOTAL BLACK



S0100 GIALLO ASPEN
ASPEN YELLOW



S1000 SMOKE
SMOKE



S1100 CIOCCOLATO
CHOCOLATE



S3000 ROSSO
RED



New

GET FORCE MID

S2

001445-0509 NBK

Man



S2 SRC ESD

| | | | | | | | | | | | | | | | |
|------|----|----|----|------|----|------|----|------|----|------|----|----|----|----|----------|
| Size | 39 | 40 | 41 | 41,5 | 42 | 42,5 | 43 | 43,5 | 44 | 44,5 | 45 | 46 | 47 | 48 | BIG SIZE |
|------|----|----|----|------|----|------|----|------|----|------|----|----|----|----|----------|

| | | |
|--------|-------------------------------------|-----------|
| Tomaia | Nabuk mm 1.8/2.0 premium hydro-pro | 1/6 Pairs |
| Upper | Premium hydro-pro nubuck 1.8/2.0 mm | |

MATCH Regular fit TOP. ALU. CAP. Ortholite MASTER BALANCE ITALIAN LEATHER Water repellent Breathable

PERFORMANCE RATING

| | |
|--------------------------|--|
| ADATTAMENTO / COMPLIANCE | |
| STABILITÀ / STABILITY | |
| BALANCE / BALANCE | |
| PROTEZIONE / PROTECTION | |
| QUALITÀ / QUALITY | |

Top.alu.cap



Ortholite X40 016 ESD



CAMPI D'IMPIEGO / FIELD OF USE

No asfalto, no alte altissime temperature (suola), no liquami, no industria casearia.

No asphalt, no very high temperatures (sole), no slurry, no dairy industry.



GET FORCE MID

001445-0509 NBK



S0000 TOTAL BLACK
TOTAL BLACK



S1000 SMOKE
SMOKE





New

GET FORCE LD MID

S2

001506-0509 NBK

Lady



| Size | 35 | 36 | 37 | 38 | 39 | 40 | 41 | 42 |
|------|----|----|----|----|----|----|----|----|
|------|----|----|----|----|----|----|----|----|

| | | |
|--------|-------------------------------------|--|
| Tomaia | Nabuk mm 1.8/2.0 premium hydro-pro | |
| Upper | Premium hydro-pro nubuck 1.8/2.0 mm | |



PERFORMANCE RATING

| | |
|--------------------------|--|
| ADATTAMENTO / COMPLIANCE | |
| STABILITÀ / STABILITY | |
| BALANCE / BALANCE | |
| PROTEZIONE / PROTECTION | |
| QUALITÀ / QUALITY | |

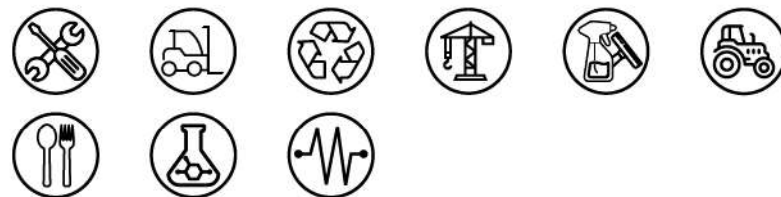
Top.alu.cap



Ortholite X40 016 ESD



CAMPI D'IMPIEGO / FIELD OF USE



No asfalto, no alte altissime temperature (suola), no liquami, no industria casearia.

No asphalt, no very high temperatures (sole), no slurry, no dairy industry.



GET FORCE LD MID

001506-0509 NBK



GET LINE | 23



S0000 TOTAL BLACK
TOTAL BLACK



S1000 SMOKE
SMOKE





**GET
FORCE
LOW**





GET FORCE LOW

S3

001467-0437 LTH



PERFORMANCE RATING

| | |
|--------------------------|--|
| ADATTAMENTO / COMPLIANCE | |
| STABILITÀ / STABILITY | |
| BALANCE / BALANCE | |
| PROTEZIONE / PROTECTION | |
| QUALITÀ / QUALITY | |

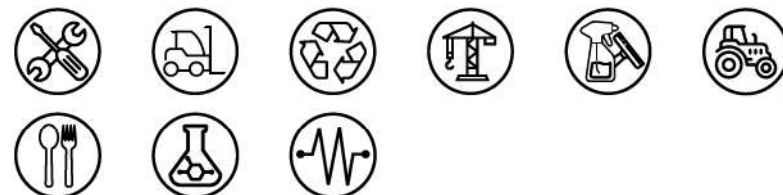
Top.alu.cap



Ortholite X40 016 ESD



CAMPI D'IMPIEGO / FIELD OF USE



No asfalto, no alte altissime temperature (suola), no liquami, no industria casearia.

No asphalt, no very high temperatures (sole), no slurry, no dairy industry.

S3 SRC ESD

| | | | | | | | | | | | | | | | |
|------|----|----|----|------|----|------|----|------|----|------|----|----|----|----|----------|
| Size | 39 | 40 | 41 | 41,5 | 42 | 42,5 | 43 | 43,5 | 44 | 44,5 | 45 | 46 | 47 | 48 | BIG SIZE |
|------|----|----|----|------|----|------|----|------|----|------|----|----|----|----|----------|

| | | |
|--------|--|-----------|
| Tomaia | Pelle fiore hydro mm 1.8/2.0 premium hydro-pro | 1/6 Pairs |
| Upper | Premium hydro-pro grain leather 1.8/2.0 mm | |

Regular fit | TOP. ALU. CAP. | Ortholite | MASTER BALANCE | ITALIAN LEATHER | Water repellent | Breathable



GET LINE | 27

GET FORCE LOW

001467-0437 LTH

S0002 NERO
BLACK





GET FORCE LOW

S3

001467-0414 NBK



PERFORMANCE RATING

| | |
|--------------------------|--|
| ADATTAMENTO / COMPLIANCE | |
| STABILITÀ / STABILITY | |
| BALANCE / BALANCE | |
| PROTEZIONE / PROTECTION | |
| QUALITÀ / QUALITY | |

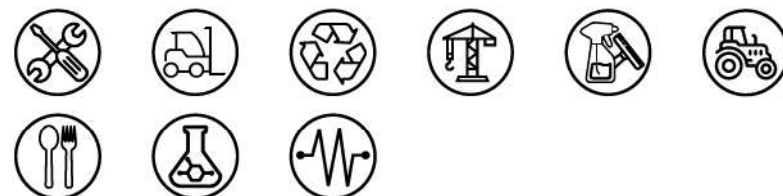
Top.alu.cap



Ortholite X40 016 ESD



CAMPI D'IMPIEGO / FIELD OF USE



No asfalto, no alte altissime temperature (suola), no liquami, no industria casearia.

No asphalt, no very high temperatures (sole), no slurry, no dairy industry.

S3 SRC ESD

| | | | | | | | | | | | | | | | |
|------|----|----|----|------|----|------|----|------|----|------|----|----|----|----|----------|
| Size | 39 | 40 | 41 | 41,5 | 42 | 42,5 | 43 | 43,5 | 44 | 44,5 | 45 | 46 | 47 | 48 | BIG SIZE |
|------|----|----|----|------|----|------|----|------|----|------|----|----|----|----|----------|

| | | |
|--------|-------------------------------------|-----------|
| Tomaia | Nabuk mm 1.8/2.0 premium hydro-pro | 1/6 Pairs |
| Upper | Premium hydro-pro nubuck 1.8/2.0 mm | |

MATCH Regular fit TOP.ALU.CAP. Ortholite MASTER BALANCE ITALIAN LEATHER Water repellent Breathable



GET FORCE LOW

001467-0414 NBK



S0000 TOTAL BLACK
TOTAL BLACK



S0003 NERO
BLACK



S1002 SMOKE
SMOKE



S1001 SMOKE
SMOKE



S0100 GIALLO ASPEN
ASPEN YELLOW



S1100 CIOCCOLATO
CHOCOLATE



S3000 ROSSO
RED



GET FORCE LD LOW S3

001507-0414 NBK



| Size | 35 | 36 | 37 | 38 | 39 | 40 | 41 | 42 |
|------|----|----|----|----|----|----|----|----|
|------|----|----|----|----|----|----|----|----|

| | | |
|--------|-------------------------------------|--|
| Tomaia | Nabuk mm 1.8/2.0 premium hydro-pro | |
| Upper | Premium hydro-pro nubuck 1.8/2.0 mm | |



PERFORMANCE RATING

| | |
|--------------------------|--|
| ADATTAMENTO / COMPLIANCE | |
| STABILITÀ / STABILITY | |
| BALANCE / BALANCE | |
| PROTEZIONE / PROTECTION | |
| QUALITÀ / QUALITY | |

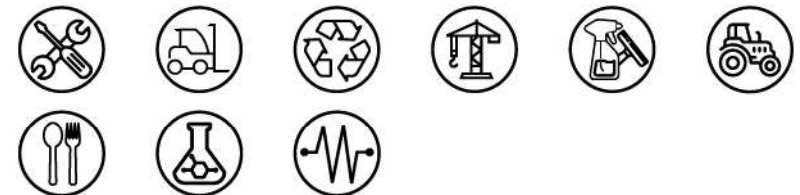
Top.alu.cap



Ortholite X40 016 ESD



CAMPI D'IMPIEGO / FIELD OF USE



No asfalto, no alte altissime temperature (suola), no liquami, no industria casearia.

No asphalt, no very high temperatures (sole), no slurry, no dairy industry.



GET FORCE LD LOW

001507-0414 NBK



S0000 TOTAL BLACK
TOTAL BLACK



New

S0100 GIALLO ASPEN
ASPEN YELLOW



New

S1002 SMOKE
SMOKE



New

S1100 CIOCCOLATO
CHOCOLATE



New

S3000 ROSSO
RED





New

GET FORCE LOW

S2

001467-0509 NBK

Man



PERFORMANCE RATING

| | |
|--------------------------|--|
| ADATTAMENTO / COMPLIANCE | |
| STABILITÀ / STABILITY | |
| BALANCE / BALANCE | |
| PROTEZIONE / PROTECTION | |
| QUALITÀ / QUALITY | |

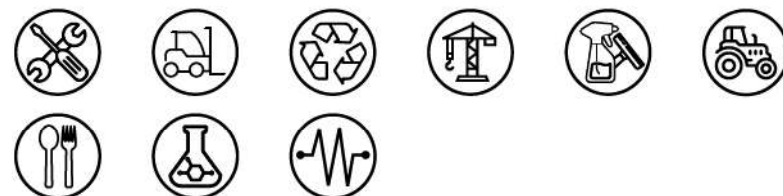
Top.alu.cap



Ortholite X40 016 ESD



CAMPI D'IMPIEGO / FIELD OF USE



No asfalto, no alte altissime temperature (suola), no liquami, no industria casearia.

No asphalt, no very high temperatures (sole), no slurry, no dairy industry.

S2 SRC ESD

| | | | | | | | | | | | | | | | |
|------|----|----|----|------|----|------|----|------|----|------|----|----|----|----|----------|
| Size | 39 | 40 | 41 | 41,5 | 42 | 42,5 | 43 | 43,5 | 44 | 44,5 | 45 | 46 | 47 | 48 | BIG SIZE |
|------|----|----|----|------|----|------|----|------|----|------|----|----|----|----|----------|

| | | |
|--------|-------------------------------------|-----------|
| Tomaia | Nabuk mm 1.8/2.0 premium hydro-pro | 1/6 Pairs |
| Upper | Premium hydro-pro nubuck 1.8/2.0 mm | |

MATCH Regular fit TOP.ALU.CAP. Ortholite MASTER BALANCE ITALIAN LEATHER Water repellent Breathable



GET FORCE LOW

001467-0509 NBK



GET LINE | 33

New



S0000 TOTAL BLACK
TOTAL BLACK



New



S1002 SMOKE
SMOKE





New

GET FORCE LD LOW S2

001507-0509 NBK

Lady



PERFORMANCE RATING

| | |
|--------------------------|--|
| ADATTAMENTO / COMPLIANCE | |
| STABILITÀ / STABILITY | |
| BALANCE / BALANCE | |
| PROTEZIONE / PROTECTION | |
| QUALITÀ / QUALITY | |

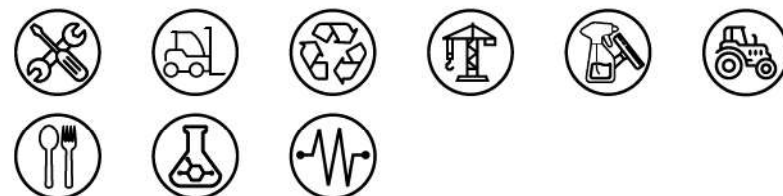
Top.alu.cap



Ortholite X40 016 ESD



CAMPI D'IMPIEGO / FIELD OF USE



No asfalto, no alte altissime temperature (suola), no liquami, no industria casearia.

No asphalt, no very high temperatures (sole), no slurry, no dairy industry.

S2 **SRC**

| Size | 35 | 36 | 37 | 38 | 39 | 40 | 41 | 42 |
|------|----|----|----|----|----|----|----|----|
|------|----|----|----|----|----|----|----|----|

| | | |
|--------|-------------------------------------|--|
| Tomaia | Nabuk mm 1.8/2.0 premium hydro-pro | |
| Upper | Premium hydro-pro nubuck 1.8/2.0 mm | |

MATCH 11 **TOP. ALU. CAP.** Ortholite **MASTER BALANCE** **ITALIAN LEATHER**



GET FORCE LD LOW

001507-0509 NBK



GET LINE | 35

New

S0000 TOTAL BLACK
TOTAL BLACK



New

S1002 SMOKE
SMOKE





**GET
TEXFORCE
LOW**





GET TEXFORCE LOW

S1P

001481-0464 SUT



PERFORMANCE RATING

| | |
|--------------------------|--|
| ADATTAMENTO / COMPLIANCE | |
| STABILITÀ / STABILITY | |
| BALANCE / BALANCE | |
| PROTEZIONE / PROTECTION | |
| QUALITÀ / QUALITY | |

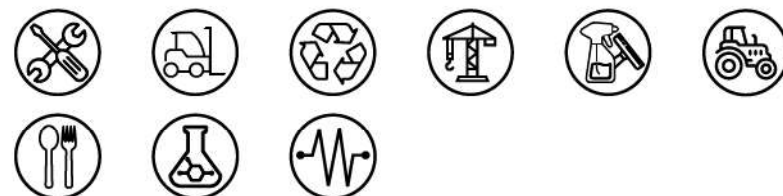
Top.alu.cap



Ortholite X40 016 ESD



CAMPI D'IMPIEGO / FIELD OF USE



No asfalto, no alte altissime temperature (suola), no liquami, no industria casearia.

No asphalt, no very high temperatures (sole), no slurry, no dairy industry.



| | | | | | | | | | | | | | | | |
|------|----|----|----|------|----|------|----|------|----|------|----|----|----|----|----------|
| Size | 39 | 40 | 41 | 41,5 | 42 | 42,5 | 43 | 43,5 | 44 | 44,5 | 45 | 46 | 47 | 48 | BIG SIZE |
|------|----|----|----|------|----|------|----|------|----|------|----|----|----|----|----------|

| | | |
|--------|--|-----------|
| Tomaia | Suede mm 1.8/2.0 premium hydro-pro+ tessuto cordura air tech | 1/6 Pairs |
| Upper | Premium hydro-pro suede 1.8/2.0 mm + cordura air tech fabric | |





GET TEXFORCE LOW

001481-0464 SUT



S0005 NERO - NERO
BLACK - BLACK



S0300 BLU NAVY - SEAPORT
NAVY BLUE - SEAPORT



S0104 STEEL GREY - NERO
STEEL GREY - BLACK



S1003 STEEL GREY - LIGHT GREY
STEEL GREY - LIGHT GREY



S0201 KAKI - SABBIA
KHAKI - SAND



S0200 KAKI - MIMETICO GRIGIO
KHAKI - GREY CAMOUFLAGE





New

GET TEXFORCE LD LOW S1P

001516-0464 SUT

Lady



PERFORMANCE RATING

| | |
|--------------------------|--|
| ADATTAMENTO / COMPLIANCE | |
| STABILITÀ / STABILITY | |
| BALANCE / BALANCE | |
| PROTEZIONE / PROTECTION | |
| QUALITÀ / QUALITY | |

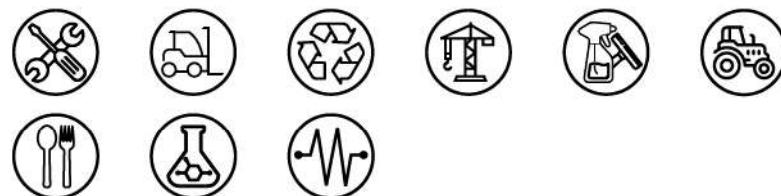
Top.alu.cap



Ortholite X40 016 ESD



CAMPI D'IMPIEGO / FIELD OF USE



No asfalto, no alte altissime temperature (suola), no liquami, no industria casearia.

No asphalt, no very high temperatures (sole), no slurry, no dairy industry.



| Size | 35 | 36 | 37 | 38 | 39 | 40 | 41 | 42 |
|------|----|----|----|----|----|----|----|----|
|------|----|----|----|----|----|----|----|----|

| | | |
|--------|--|-----------|
| Tomaia | Suede mm 1.8/2.0 premium hydro-pro+ tessuto cordura air tech | 1/6 Pairs |
| Upper | Premium hydro-pro suede 1.8/2.0 mm + cordura air tech fabric | |





GET TEXFORCE LD LOW

001516-0464 SUT



New

S0005 NERO - NERO
BLACK - BLACK



New

S0300 BLU NAVY - SEAPORT
NAVY BLUE - SEAPORT



New

S0104 STEEL GREY - NERO
STEEL GREY - BLACK



New

S1003 STEEL GREY - LIGHT GREY
STEEL GREY - LIGHT GREY



New

S0201 KAKI - SABBIA
KHAKI - SAND





New

GET TEXFORCE LOW S1

001481-0505 SUT

Man



S1 SRC ESD

Size 39 40 41 41,5 42 42,5 43 43,5 44 44,5 45 46 47 48 **BIG SIZE**

| | | |
|--------|--|--|
| Tomaia | Suede mm 1.8/2.0 premium hydro-pro+ tessuto cordura air tech | |
| Upper | Premium hydro-pro suede 1.8/2.0 mm + cordura air tech fabric | |



PERFORMANCE RATING

| | |
|--------------------------|--|
| ADATTAMENTO / COMPLIANCE | |
| STABILITÀ / STABILITY | |
| BALANCE / BALANCE | |
| PROTEZIONE / PROTECTION | |
| QUALITÀ / QUALITY | |

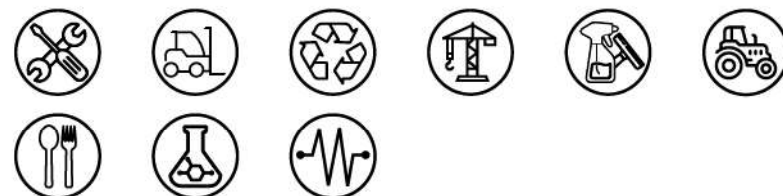
Top.alu.cap



Ortholite X40 016 ESD



CAMPI D'IMPIEGO / FIELD OF USE



No asfalto, no alte altissime temperature (suola), no liquami, no industria casearia.

No asphalt, no very high temperatures (sole), no slurry, no dairy industry.



GET TEXFORCE LOW

001481-0505 SUT



GET LINE | 43

New

S0005 NERO - NERO
BLACK - BLACK



New

S0104 STEEL GREY - NERO
STEEL GREY - BLACK





New

GET TEXFORCE LD LOW S1

001516-0505 SUT

Lady



PERFORMANCE RATING

| | |
|--------------------------|--|
| ADATTAMENTO / COMPLIANCE | |
| STABILITÀ / STABILITY | |
| BALANCE / BALANCE | |
| PROTEZIONE / PROTECTION | |
| QUALITÀ / QUALITY | |

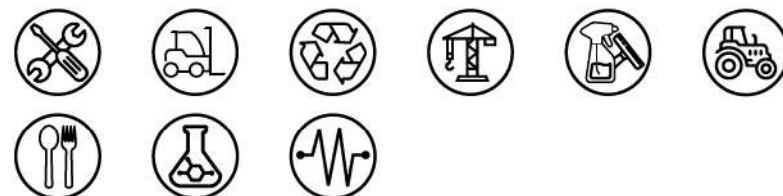
Top.alu.cap



Ortholite X40 016 ESD



CAMPI D'IMPIEGO / FIELD OF USE



No asfalto, no alte altissime temperature (suola), no liquami, no industria casearia.

No asphalt, no very high temperatures (sole), no slurry, no dairy industry.

S1 SRC ESD

| | | | | | | | | |
|------|----|----|----|----|----|----|----|----|
| Size | 35 | 36 | 37 | 38 | 39 | 40 | 41 | 42 |
|------|----|----|----|----|----|----|----|----|

| | | |
|--------|--|-----------|
| Tomaia | Suede mm 1.8/2.0 premium hydro-pro+ tessuto cordura air tech | 1/6 Pairs |
| Upper | Premium hydro-pro suede 1.8/2.0 mm + cordura air tech fabric | |

MATCH Regular fit TOP. ALU. CAP. Ortholite MASTER BALANCE ITALIAN LEATHER Water repellent Breathable



GET TEXFORCE LD LOW

001516-0505 SUT



GET LINE | 45

New

S0005 NERO - NERO
BLACK - BLACK



New

S0104 STEEL GREY - NERO
STEEL GREY - BLACK





**GET
FRESH
LOW**





GET FRESH LOW

S1P

001508-0463 SUE



PERFORMANCE RATING

| | |
|--------------------------|--|
| ADATTAMENTO / COMPLIANCE | |
| STABILITÀ / STABILITY | |
| BALANCE / BALANCE | |
| PROTEZIONE / PROTECTION | |
| QUALITÀ / QUALITY | |

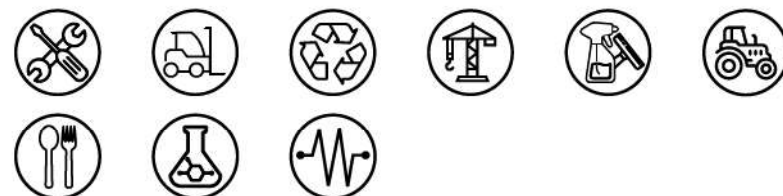
Top.alu.cap



Ortholite X40 016 ESD



CAMPI D'IMPIEGO / FIELD OF USE



No asfalto, no alte altissime temperature (suola), no liquami, no industria casearia.

No asphalt, no very high temperatures (sole), no slurry, no dairy industry.



| | | | | | | | | | | | | | | | |
|------|----|----|----|------|----|------|----|------|----|------|----|----|----|----|----------|
| Size | 39 | 40 | 41 | 41,5 | 42 | 42,5 | 43 | 43,5 | 44 | 44,5 | 45 | 46 | 47 | 48 | BIG SIZE |
|------|----|----|----|------|----|------|----|------|----|------|----|----|----|----|----------|

| | | |
|--------|------------------------------------|-----------|
| Tomaia | Suede mm 1.8/2.0 premium hydro-pro | 1/6 Pairs |
| Upper | Premium hydro-pro suede 1.8/2.0 mm | |





GET FRESH LOW

001508-0463 SUE



S0004 NERO
BLACK



S0301 BLU NAVY
NAVY BLUE



S1005 STEEL GREY
STEEL GREY



S0202 KAKI
KHAKI





New

GET FRESH LD LOW

S1P

001515-0463 SUE

Lady



PERFORMANCE RATING

| | |
|--------------------------|--|
| ADATTAMENTO / COMPLIANCE | |
| STABILITÀ / STABILITY | |
| BALANCE / BALANCE | |
| PROTEZIONE / PROTECTION | |
| QUALITÀ / QUALITY | |

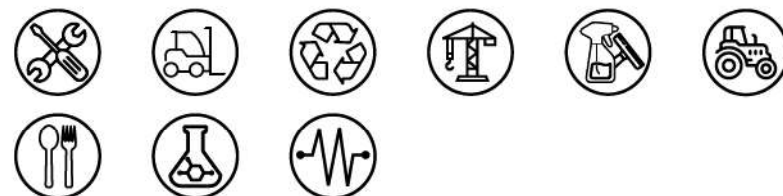
Top.alu.cap



Ortholite X40 016 ESD



CAMPI D'IMPIEGO / FIELD OF USE



No asfalto, no alte altissime temperature (suola), no liquami, no industria casearia.

No asphalt, no very high temperatures (sole), no slurry, no dairy industry.



| Size | 35 | 36 | 37 | 38 | 39 | 40 | 41 | 42 |
|------|----|----|----|----|----|----|----|----|
|------|----|----|----|----|----|----|----|----|

| | | |
|--------|------------------------------------|-----------|
| Tomaia | Suede mm 1.8/2.0 premium hydro-pro | 1/6 Pairs |
| Upper | Premium hydro-pro suede 1.8/2.0 mm | |





GET FRESH LD LOW

001515-0463 SUE



New

S0004 NERO
BLACK



New

S0301 BLU NAVY
NAVY BLUE



New

S1005 STEEL GREY
STEEL GREY



New

S0202 KAKI
KHAKI





MERCHANDISING



GET OFF ON THE RIGHT FOOT

1. TONAJIA
Intensamente leggera e impermeabile, in altro materiale dall'altissima qualità e ultraleggera e aerata. Dona al calzino il massimo comfort, assicura libertà di movimento e una corsa silenziosa anche nel pattinamento su ghiaccio. La calza è progettata per maggior elasticità e confortabilità durante la corsa.

2. PODOBA
Il calzino è studiato e realizzato in base ai punti di appoggio e di carico durante la camminata.

3. CUCIURE METALLICHE
Il calzino è studiato e realizzato in base ai punti di appoggio e di carico durante la camminata. Le cuciture sono studiate per garantire il massimo comfort e la massima elasticità.

4. PASTACCIO
Questo calzino è fatto di un solo pezzo (monopiece), dotato di una grande elasticità.

5. TOPALLIGIA
Questo calzino è studiato per garantire il massimo comfort e la massima elasticità. La cucitura è studiatissima per garantire il massimo comfort e la massima elasticità.

6. PLANTARE ORTOFOTI
Il calzino è studiato per garantire il massimo comfort e la massima elasticità. La cucitura è studiatissima per garantire il massimo comfort e la massima elasticità.

7. SOLETTA ANTERIORE
Il calzino è studiato per garantire il massimo comfort e la massima elasticità. La cucitura è studiatissima per garantire il massimo comfort e la massima elasticità.

8. SHANK ANTERIORE
Il calzino è studiato per garantire il massimo comfort e la massima elasticità. La cucitura è studiatissima per garantire il massimo comfort e la massima elasticità.

9. INTERSUOLA
Il calzino è studiato per garantire il massimo comfort e la massima elasticità. La cucitura è studiatissima per garantire il massimo comfort e la massima elasticità.

10. MASTER BALANCE
Il calzino è studiato per garantire il massimo comfort e la massima elasticità. La cucitura è studiatissima per garantire il massimo comfort e la massima elasticità.

11. SUOLA E TRAIL GRIP
Il calzino è studiato per garantire il massimo comfort e la massima elasticità. La cucitura è studiatissima per garantire il massimo comfort e la massima elasticità.

GET LINE
www.payperonline.com



LOGO PLAQUE "AD"

Targa logo "AUTHORIZED DEALER".
"AUTHORIZED DEALER" logo plaque.



Misure / Measurements: cm 25 x 7,5 x 7,9h
001494-0476

SHELF TALKER

Mensola personalizzata.
Customised shelf.



Misure / Measurements: cm 25 x 11,5 x 4,5h
001496-0478